

DÉBUTER LES SOUSTRATIONS AVEC LE SIGNE -




Voici les objectifs des exercices :


- ✓ Effectuer des soustractions.
- ✓ Utiliser le signe -.

1

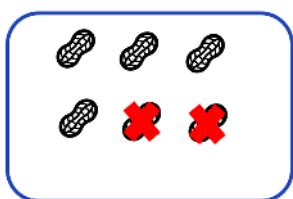
Effectue les soustractions.



$$8 - 3 = 5$$




$$5 - 5 = 0$$




$$6 - 2 = 4$$

2


Effectue les calculs en t'aidant des schémas.




$$4 - 4 = \underline{0}$$



$$7 - 5 = \underline{2}$$



$$6 - 5 = \underline{1}$$



$$8 - 1 = \underline{7}$$

3

Complète les soustractions en t'aidant des dessins.



$$6 - 2 = 4$$



$$7 - 3 = 4$$



$$9 - 1 = 8$$