

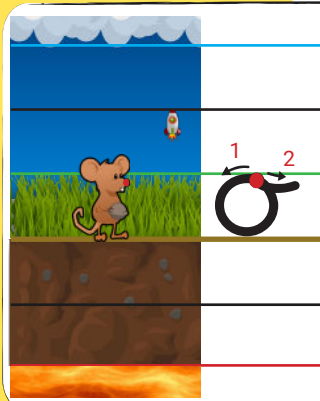
# J'ÉCRIS LA LETTRE O

Prénom : .....

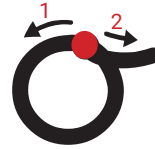
Date : .....



Scanne pour  
voir la vidéo !



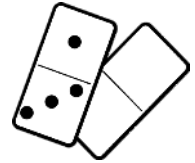
Les lettres rondes commencent sur le nez rouge de la souris puis tu touches le sommet de l'herbe et tu fais un cercle en touchant la terre. En arrivant en haut tu traces une petite queue en l'air. Mets ton doigt sur le point rouge et suis les flèches.



oreille



robot



domino

1

Handwriting practice row 1: A blue horizontal bar on a grid. The letter 'O' is written at the start, followed by five dots indicating the starting points for tracing. A small mouse illustration is at the beginning of the bar.

2

Handwriting practice row 2: A blue horizontal bar on a grid. The letter 'O' is written at the start, followed by five dots indicating the starting points for tracing.

3

Handwriting practice row 3: A blue horizontal bar on a grid. The letter 'O' is written at the start, followed by five dots indicating the starting points for tracing.